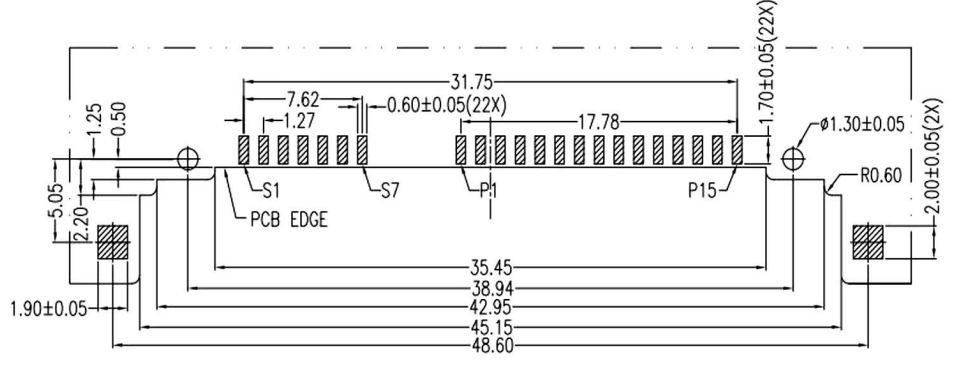
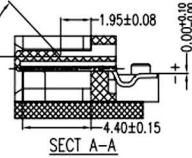
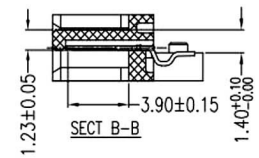
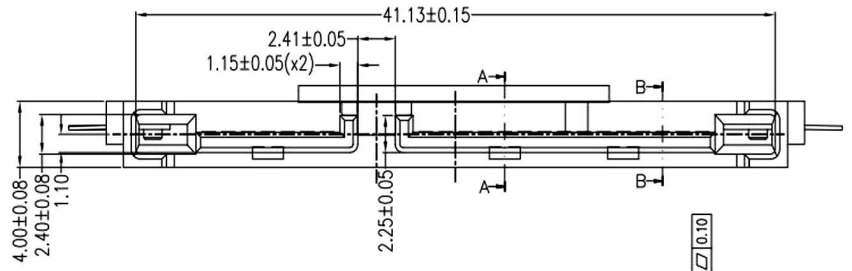
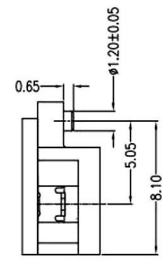
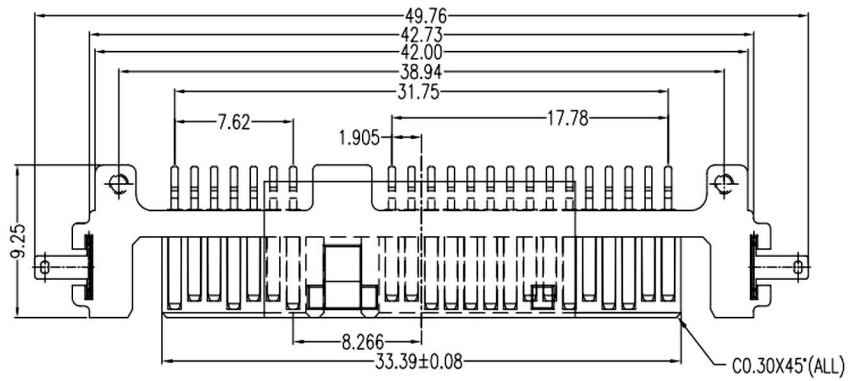


1 2 3 4 5 6 7 8

A  
B  
C  
D  
E  
F  
G  
H

A  
B  
C  
D  
E  
F  
G  
H



PCB LAYOUT(T=1.60)  
COMPONENT SIDE

**NOTES:**

- Material:**  
Housing: LCP, UL 94V-0 Rated.  
Color: Black.  
Contact: Brass.  
Plating: Gold Plating over Nickel on Contact Area.  
Tin Plating on Solder tail.  
Harpoon: Brass.  
Plating: Tin Plating over Nickel.

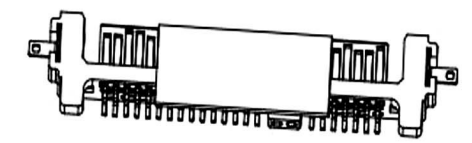
- Mechanical:**  
Insertion Force: 45N Max.  
Withdrawal Force: 10N Min.  
Durability: 500 Cycles.

- Electrical Specification:**  
Current Rating: 1.5 Ampere per Contact.  
Contact Resistance: 30mΩ Max.  
Insulation Resistance: 1000MΩ Min.  
Dielectric Withstanding Voltage: 500V AC.  
Voltage Rating: 3.3V~12V

- Environmental:**  
Operating Temperature: -55°C to +85°C.

Power Segment	
Name	Type
P1	V33
P2	V33
P3	V33
P4	GND
P5	GND
P6	GND
P7	V5
P8	V5
P9	V5
P10	GND
P11	DAS/DSS
P12	GND
P13	V12
P14	V12
P15	V12

Signal Segment	
Name	Type
S1	GND
S2	A+
S3	A-
S4	GND
S5	B-
S6	B+
S7	GND



RoHS Compliant **HSM** 玄茂科技股份有限公司  
HSUAN MAO TECHNOLOGY CO., LTD.

APPD. 核准		DECIMALS X ± .38 XX ± .25 XXX ± .20	ANGLES ± 3'	PART NAME 品名 SATA CONNECTOR 22P(7+15P) MALE OFFSET TYPE SMT RIGHT ANGLE TYPE REVERSE TYPE PLASTIC BODY & W/ PLASTICPOST SELECTIVE GOLD 15U" PLATING BLACK COLOR PAD+REEL PACKING ROHS
DWG. 製圖	Betty	SCALE 比例 參考	UNIT 單位 M M	
DATE 制表日	2017/08/17	PAGE 張數 1 OF 1	REV. 版次 A	PART NO. 料號 C7004-22MCBHBQR

1 2 3 4 5 6 7 8