

**NOTE:**

■ **MATERIAL**

HOUSING: GLASS-REINFORCED THERMOPLASTIC UL 94V-0.  
CONTACT: COPPER ALLOY.  
PLATING: TIN PLATED OVER NICKEL.

■ **ELECTRICAL**

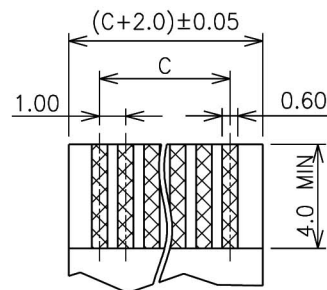
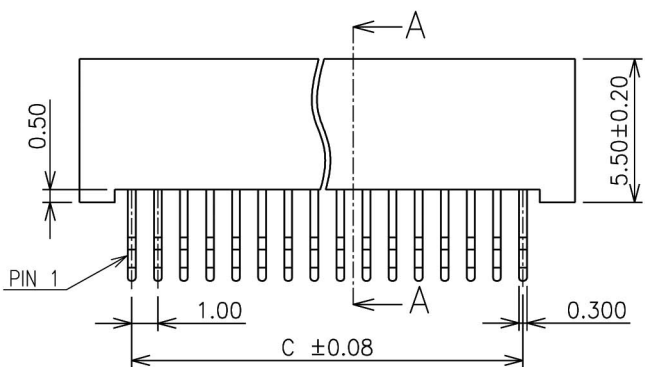
CURRENT RATING: 1.0 AMP.  
DIELECTRIC WITHSTANDING VOLTAGE: 500V AC MIN.  
INSULATION RESISTANCE: 500MΩ MIN.  
CONTACT RESISTANCE: 30mΩ MAX.

■ **ENVIRONMENTAL**

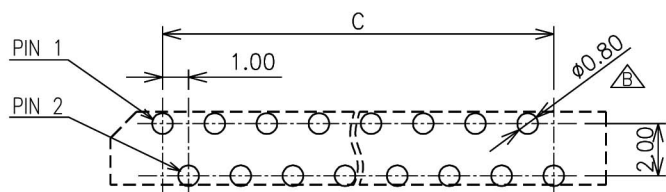
TEMPERATURE RANGE: -25°C TO +85°C.

■ **DIMENSION TABLE**

Circuits	Dimension			Circuits	Dimension		
	A	B	C		A	B	C
2	5.00	3.10	1.00	20	23.00	21.10	19.00
3	6.00	4.10	2.00	21	24.00	22.10	20.00
4	7.00	5.10	3.00	22	25.00	23.10	21.00
5	8.00	6.10	4.00	23	26.00	24.10	22.00
6	9.00	7.10	5.00	24	27.00	25.10	23.00
7	10.00	8.10	6.00	25	28.00	26.10	24.00
8	11.00	9.10	7.00	26	29.00	27.10	25.00
9	12.00	10.10	8.00	27	30.00	28.10	26.00
10	13.00	11.10	9.00	28	31.00	29.10	27.00
11	14.00	12.10	10.00	29	32.00	30.10	28.00
12	15.00	13.10	11.00	30	33.00	31.10	29.00
13	16.00	14.10	12.00	31	34.00	32.10	30.00
14	17.00	15.10	13.00	32	35.00	33.10	31.00
15	18.00	16.10	14.00	33	36.00	34.10	32.00
16	19.00	17.10	15.00	34	37.00	35.10	33.00
17	20.00	18.10	16.00	35	38.00	36.10	34.00
18	21.00	19.10	17.00	36	39.00	37.10	35.00
19	22.00	20.10	18.00				



FPC/FFC T=0.30±0.05



RECOMMENDED PCB LAYOUT

**RoHS Compliant**

**HSM 玄茂科技股份有限公司**  
**HSUAN MAO TECHNOLOGY CO., LTD.**

APPD. 核准  
DWG. 製圖 Hedy  
DATE 制表日 2015/05/27

SCALE 比例 參考  
UNIT 單位 MM  
PAGE 張數 1 / 1

TOLERANCE LINEAR ANGLES  
X ±0.30 X ±  
XX ±0.20 XX ±  
XXX ±0.10 XXX ±  
XXXX ±0.05 XXXX ±

SIZE. 紙張尺寸 A 4  
REV. 版次 A

PART NAME 品名  
FPC/FFC NON-ZIF 1.0mm DIP 180°REVERSE LAYOUT  
DOUBLE CONTACT XXP TIN PLATING TUBE  
PACKING BLACK COLOR ROHS

PART NO.  
料號 C3926-XXETTB00R