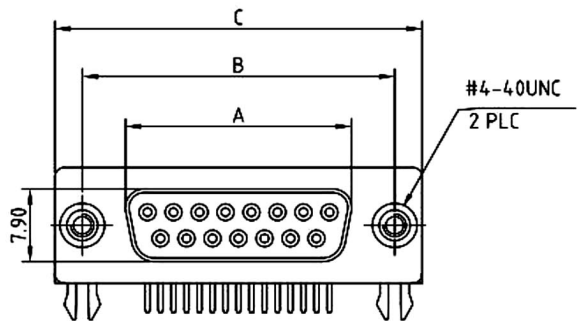


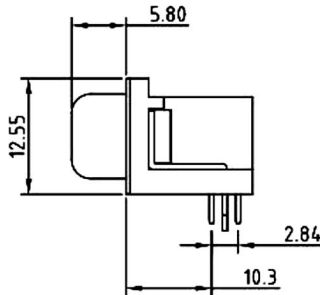
1 2 3 4 5 6 7 8

A  
B  
C  
D  
E  
F  
G  
H

A  
B  
C  
D  
E  
F  
G  
H



C0551-XXFBA(T,N)XBR

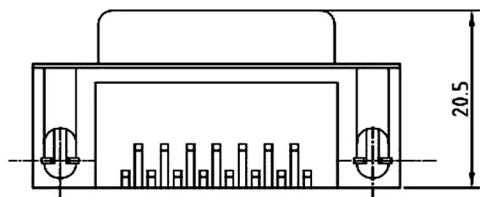


**ELECTRICAL CHARACTERISTICS**

Contact Current Rating:3Amperes.  
Dielectric Withstanding Voltage:AC 500V at sea level.  
Insulation Resistance:1000Megohms Min.  
Contact Resistance:30Milliohms Max.  
Operation Temperature : -55°C to +105°C.

**Material**

Contact :Copper Alloy.  
Insulator:PBT. (Select PA6T /LCP /PA9T)  
Shell: SPCC.  
Z-Piece: Fe.  
Screw: Copper Alloy.  
Rivet: Copper Alloy. or Zinc.



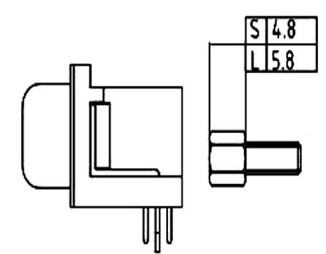
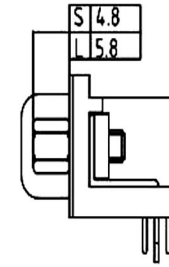
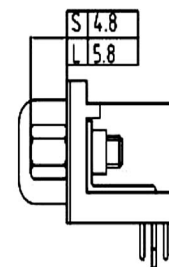
C0551-XXFAC(T,N)XBR  
C0551-XXFAE(T,N)XBR

C0551-XXFBC(T,N)XBR  
C0551-XXFBE(T,N)XBR

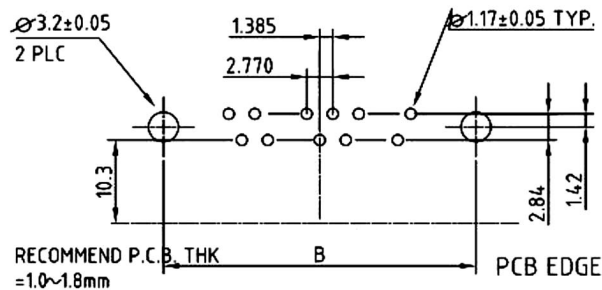
C0551-XXFBB(T,N)XBR  
C0551-XXFBD(T,N)XBR

**Note**

No.	A	B	C
09	16.33	24.99	30.81
15	24.66	33.32	39.14
25	38.38	47.04	53.04
37	54.83	63.50	69.32



**Recommend PCB Layout**



RoHS  
Compliant

**HSM 玄茂科技股份有限公司**  
**HSUAN MAO TECHNOLOGY CO., LTD.**

APPD. 核准  
DWG. 製圖  
DATE 制表日  
2015/09/24

SCALE 比例 參考  
UNIT 單位 M M  
PAGE 張數 1 OF 1

TOLERANCE  
.X ±0.30  
.XX ±0.25  
.XXX ±0.150  
Ang. ±2°  
SIZE. 紙張尺寸 A 4  
REV. 版次 A  
PART NAME 品名  
D-SUB PCB RIGHT ANGLE TYPE 9.4mm  
STAMPED PIN XXP FEMALE ROHS  
PART NO.  
料號 C0551-XXFXXXXXR

1 2 3 4 5 6 7 8