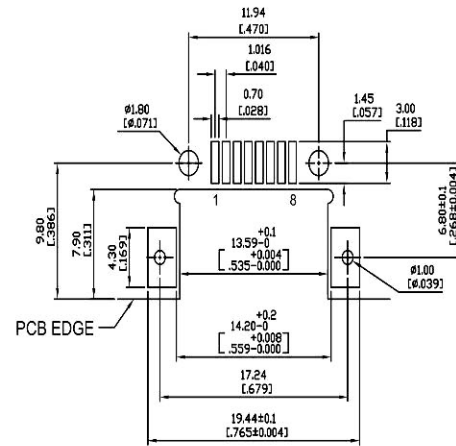
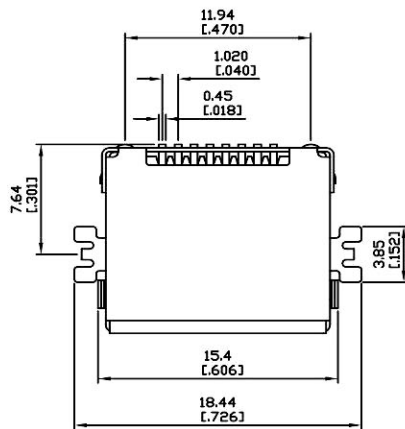


1 2 3 4 5 6 7 8

A



RECOMMENDED PCB LAYOUT  
TOP VIEW  
TOLERANCE: ±0.05mm  
PCB THICKNESS: 1.60±0.05mm

Electrical Characteristics :

- Insulation Resistance : 500MΩ Min.
- Contact Resistance : 50mΩ Max.
- Withstand Voltage : 1000 VAC 1 minute.
- Current Rating : 1.5A

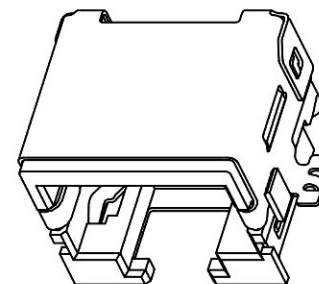
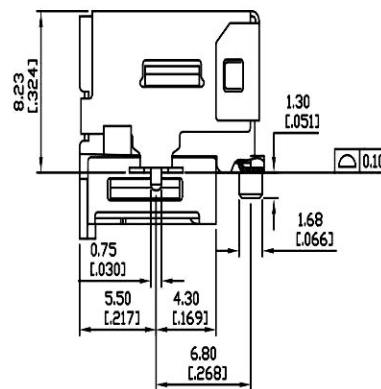
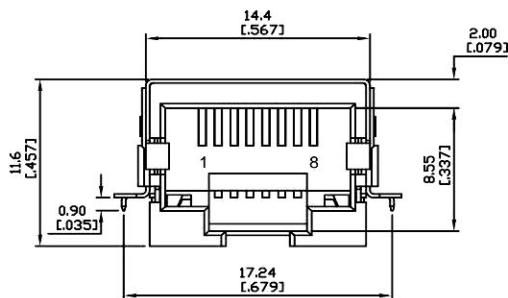
Material:

- Housing: Thermoplastic UL 94V-0
- Contact : Selective Gold Plating
- Terminal: 0.25mm Thickness Copper Alloy  
Plated With Gold And Tin In Solder Area.
- Shell: 0.25mm Thickness Copper Alloy,  
Nickel Plating 50 u" Thickness Min.

B

C

D



E

F

G

H

RoHS Compliant		<b>HSM</b> 玄茂科技股份有限公司 HSUAN MAO TECHNOLOGY CO., LTD.	
APPD. 核准 BETTY	 SCALE 比例 参考 UNIT 單位 M M PAGE 張數 1 OF 1	TOLERANCE 0.000 mm ± 0.075 0.00 mm ± 0.15 0.0 mm ± 0.25	PART NAME 品名 SIDE ENTRY PCB JACK OFFSET TYPE 8P8C SMT TYPE WITH FULLY SHIELDED WITH LOCATING PEG FLAT PIN REEL PACKING BLACK COLOR ROHS
DWG. 製圖 KAREN		SIZE 紙張尺寸 A 4	PART NO. 料號 C0097-88DYXB00R
DATE 制表日 2013/05/29	REV. 版本 A		

1 2 3 4 5 6 7 8