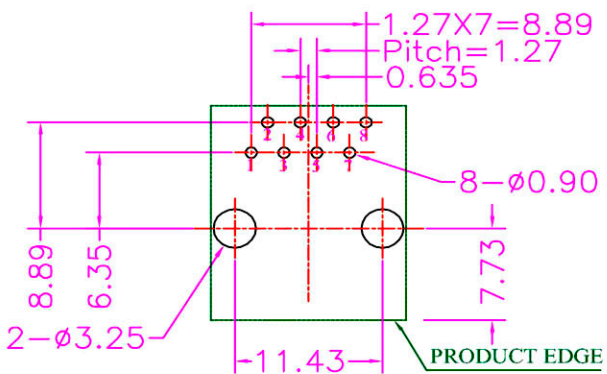
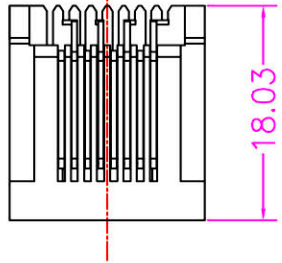


1 2 3 4 5 6 7 8

A  
B  
C  
D  
E  
F  
G  
H



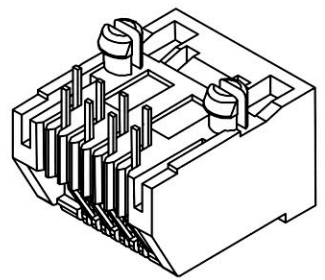
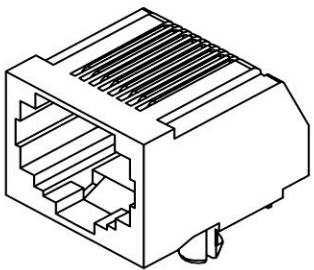
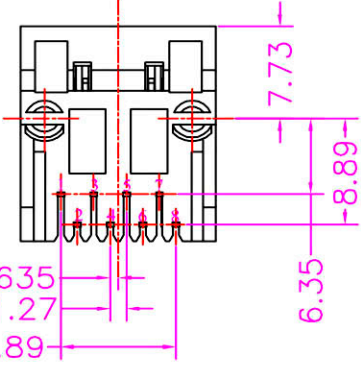
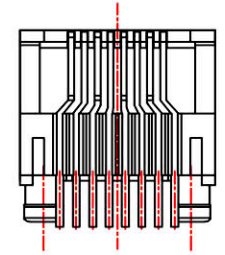
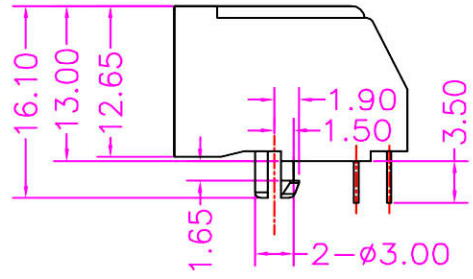
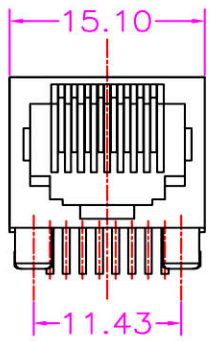
TOLERANCE:  $\pm 0.05$  THICKNESS: 1.50~1.60mm  
RECOMMENDED PCB LAYOUT/ Top View

Material  
Housing : PBT.Standard Color-Black  
Terminal : 0.35 $\pm$ 0.10mm Thickness Phosphor Bronze

Finish  
Contact: AU On Contact Area(See Prat NO. u")  
,Solder Area Sn 80u" Min,Nickel Plating 50u" Min.

Specification:  
Mating:AC 125V 1.5A.  
Contact resistance $\leq$ 60m  $\Omega$ .  
After test: $\leq$ 60m  $\Omega$ .  
Insulation resistance:(DC 500V)  
500M  $\Omega$ .  
After test: $\geq$ 200M  $\Omega$ .

Withstanding voltage:500V AC.  
Mating force:25N Max.  
Life test:1000 cycles Min.  
Lead Soldering Temperature  
Housing Material PBT= 220 $\pm$ 5°  
Housing Material 9T= 260 $\pm$ 5° 10s  
Operating temperatures of 40°C to 75°C  
Storage temperatures of -40°C to 85°C



RoHS  
Compliant

**HSM** 玄茂科技股份有限公司  
**HSUAN MAO TECHNOLOGY CO., LTD.**

APPD. 核准	SCALE 比例 参考	TOLERANCE 零件公差	PART NAME 品名
DWG. 製圖 <i>Helen</i>		0 $\pm$ 0.5 00 $\pm$ 0.25 ANG. $\pm$ 3°	
DATE 制表日 2013/9/5	UNIT 單位 MM	SIZE 紙張尺寸 A4	PART NO. 料號 C0065-88PBXB00R
	PAGE 張數 1 OF 1	REV. 版本 B	

1 2 3 4 5 6 7 8